



**Gary Peck**  
 (916)343-1645  
 gary@garydpeck.com  
 https://Garydpeck.com  
 DRE Number: 01934707

## Sacramento Area Trend Report- Duplex

Published: December 2025\*

Property Types: Income-Duplex

Price Range: \$0 - No Limit

SQFT Range: 0 - No Limit

Bedrooms: 0 - No Limit

Full Baths: 0 - No Limit

Half Baths: 0 - No Limit

Year Built: 0 - No Limit

**December 2025 was a Seller's market!** The number of for sale listings was down **1.6%** from one year earlier and down **24.1%** from the previous month. The number of sold listings increased **34.8%** year over year and increased **3.3%** month over month. The number of under contract listings was down **55.6%** compared to previous month and down **20%** compared to previous year. The Months of Inventory based on Closed Sales was 1.9, down **30.2%** from the previous year.

The Average Sold Price per Square Footage was 0. The Median Sold Price increased by **6.3%** from last month. The Average Sold Price also increased by **3.1%** from last month. Based on the 6 month trend, the Average Sold Price trend was "Appreciating" and the Median Sold Price trend was "Appreciating".

The Average Days on Market showed a neutral trend, an increase of **68%** compared to previous year. The ratio of Sold Price vs. Original List Price was 97%, was the same compared to previous year.



### It was a Seller's Market

#### Property Sales (Sold)

December property sales were 31, up **34.8%** from 23 in December of 2024 and **3.3%** higher than the 30 sales last month.

#### Current Inventory (For Sale)

Versus last year, the total number of properties available this month was lower by 1 units of **1.6%**. This year's smaller inventory means that buyers who waited to buy may have smaller selection to choose from. The number of current inventory was down **24.1%** compared to the previous month.

#### Property Under Contract (Pended)

There was a decrease of **55.6%** in the pended properties in December, with 16 properties versus 36 last month. This month's pended property sales were **20%** lower than at this time last year.



**Gary Peck**  
 (916)343-1645  
 gary@garydpeck.com  
 https://Garydpeck.com  
 DRE Number: 01934707

## Sacramento Area Trend Report- Duplex

Published: December 2025\*

Property Types: Income-Duplex

Price Range: \$0 - No Limit

SQFT Range: 0 - No Limit

Bedrooms: 0 - No Limit

Full Baths: 0 - No Limit

Half Baths: 0 - No Limit

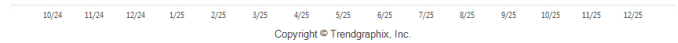
Year Built: 0 - No Limit

### The Average Sold Price per Square Footage was Neutral\*

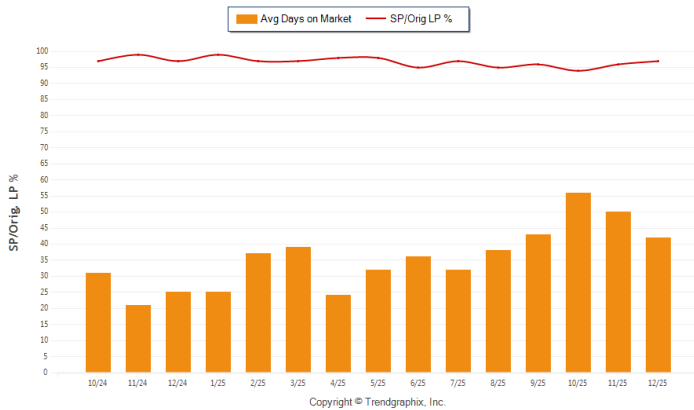
The Average Sold Price per Square Footage is a great indicator for the direction of property values. Since Median Sold Price and Average Sold Price can be impacted by the 'mix' of high or low end properties in the market, the Average Sold Price per Square Footage is a more normalized indicator on the direction of property values. The December 2025 Average Sold Price per Square Footage of \$0.

Avg Price per SQFT (Sold)

Avg. Price per SQ. FT.



\* Based on 6 month trend – Appreciating/Depreciating/Neutral



### The Days on Market Showed Neutral Trend\*

The average Days on Market (DOM) shows how many days the average property is on the market before it sells. An upward trend in DOM trends to indicate a move towards more of a Buyer's market, a downward trend indicates a move towards more of a Seller's market. The DOM for December 2025 was 42, down **16%** from 50 days last month and up **68%** from 25 days in December of last year.

### The Sold/Original List Price Ratio Remains Steady\*\*

The Sold Price vs. Original List Price reveals the average amount that sellers are agreeing to come down from their original list price. The lower the ratio is below 100% the more of a Buyer's market exists, a ratio at or above 100% indicates more of a Seller's market. This month Sold Price vs. Original List Price of 97% was up **1%** % from last month and the same as in December of last year.

\* Based on 6 month trend – Upward/Downward/Neutral

\*\* Based on 6 month trend – Rising/Falling/Remains Steady



**Gary Peck**  
 (916)343-1645  
 gary@garydpeck.com  
 https://Garydpeck.com  
 DRE Number: 01934707

## Sacramento Area Trend Report- Duplex

Published: December 2025\*

Property Types: Income-Duplex

Price Range: \$0 - No Limit

SQFT Range: 0 - No Limit

Bedrooms: 0 - No Limit

Full Baths: 0 - No Limit

Half Baths: 0 - No Limit

Year Built: 0 - No Limit

### **The Average For Sale Price was Neutral\***

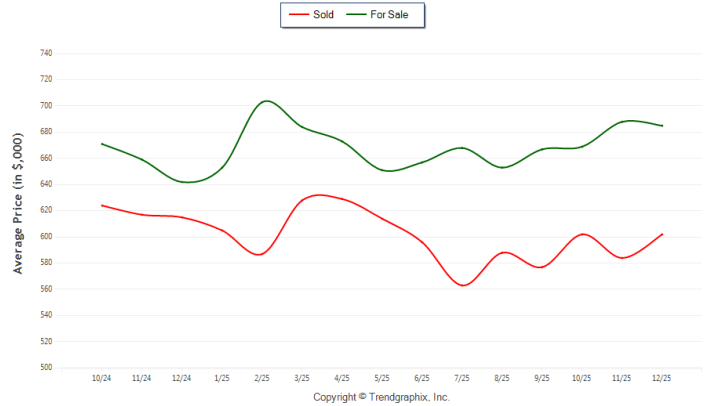
The Average For Sale Price in December was \$685,000, up **6.7%** from \$642,000 in December of 2024 and down **0.4%** from \$688,000 last month.

### **The Average Sold Price was Appreciating\***

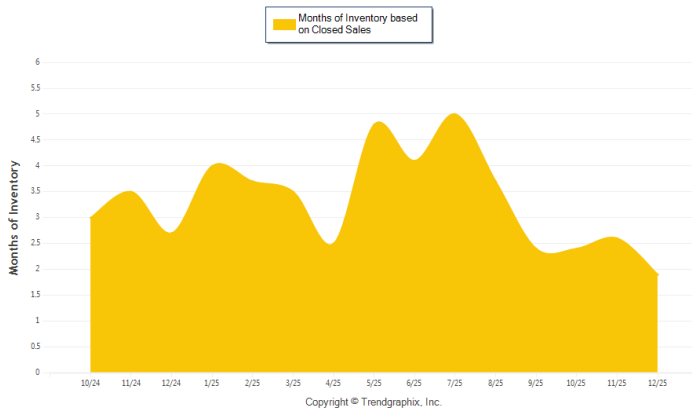
The Average Sold Price in December was \$602,000, down **2.1%** from \$615,000 in December of 2024 and up **3.1%** from \$584,000 last month.

### **The Median Sold Price was Appreciating\***

The Median Sold Price in December was \$595,000, down **0.7%** from \$599,000 in December of 2024 and up **6.3%** from \$560,000 last month.



\* Based on 6 month trend – Appreciating/Depreciating/Neutral



### **It was a Seller's Market\***

A comparatively lower Months of Inventory is more beneficial for sellers while a higher months of inventory is better for buyers.

- \*Buyer's market: more than 6 months of inventory
- Seller's market: less than 3 months of inventory
- Neutral market: 3 – 6 months of inventory

### **Months of Inventory based on Closed Sales**

The December 2025 Months of Inventory based on Closed Sales of 1.9 was decreased by **30.2%** compared to last year and down **26.6%** compared to last month. December 2025 was Seller's market.

### **Months of Inventory based on Pended Sales**

The December 2025 Months of Inventory based on Pended Sales of 3.8 was increased by **23%** compared to last year and up **72.9%** compared to last month. December 2025 was Neutral market.



**Gary Peck**

(916)343-1645

[gary@garydpeck.com](mailto:gary@garydpeck.com)

<https://Garydpeck.com>

DRE Number: 01934707

# Sacramento Area Trend Report- Duplex

Published: December 2025\*

Property Types: Income-Duplex

Price Range: \$0 - No Limit

SQFT Range: 0 - No Limit

Bedrooms: 0 - No Limit

Full Baths: 0 - No Limit

Half Baths: 0 - No Limit

Year Built: 0 - No Limit

## It was a Seller's Market\*

Absorption Rate measures the inverse of Months of Inventory and represents how much of the current active listings (as a percentage) are being absorbed each month.

\*Buyer's market: 16.67% and below

Seller's market: 33.33% and above

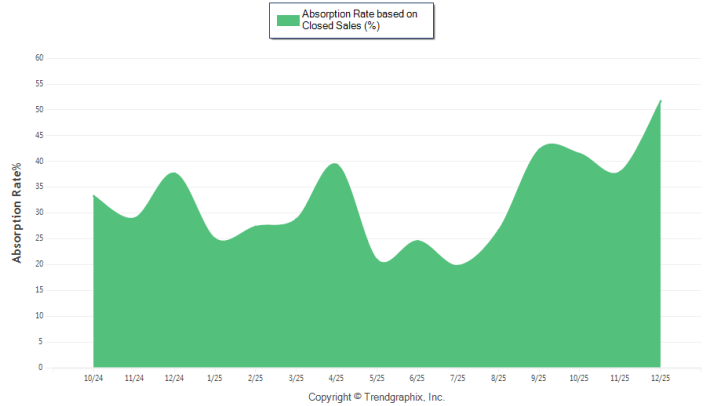
Neutral market: 16.67% - 33.33%

### Absorption Rate based on Closed Sales

The December 2025 Absorption Rate based on Closed Sales of 51.7 was increased by **37.1%** compared to last year and up **36.1%** compared to last month.

### Absorption Rate based on Pended Sales

The December 2025 Absorption Rate based on Pended Sales of 26.7 was decreased by **18.6%** compared to last year and down **41.5%** compared to last month.



All reports are published December 2025, based on data available at the end of November 2025, except for the today's stats. All reports presented are based on data supplied by the MetroList MLS. The MetroList MLS does not guarantee or is not in anyway responsible for its accuracy. Data maintained by the MetroList MLS may not reflect all real estate activities in the market. Information deemed reliable but not guaranteed.